



BLUE STAR

Commercial Split Airconditioners



When efficient cooling is your priority.






ADVANTAGE BLUE STAR

Being a leader in the industry, Blue Star ensures that the latest technology goes into the design of all its airconditioning products. These state-of-the-art products are manufactured at world-class, ISO-certified factories that are supported by well-established systems and processes to ensure consistent quality. Hence, Blue Star's commercial airconditioners are well-designed, energy-efficient and reliable.

Even the best airconditioners require more than just great design and precise manufacturing. They also need professional planning, installation and commissioning at site to ensure optimal performance and efficient operation. Blue Star's field staff are trained to support every commercial installation through a calibrated step-by-step process, starting from the quotation stage right up to the handing over.

Finally, each Blue Star AC is supported through its entire lifetime by trained engineers and technicians from over 800 sales & service dealer establishments across the country. That's because we know how important it is to maintain the up-time of airconditioners at commercial establishments.





Pre-sale Study & Calculations

When quoting for a project, Blue Star's engineers first study the site for location constraints and take heat load measurements under various conditions. This helps in deducing the right model and capacity specification. For example, a west facing glass wall increase heat load, while a floor above reduces it.

The nature of the business, like offices with fewer open/close cycles, and the presence or absence of an air curtain at the door, would also play a part in arriving at a precise capacity calculation.

Air distribution requirements are also understood and factored into the design. For instance, a florist wouldn't like direct air flow on to the fragile petals of his flowers.

The roof's height and the demands of the interiors would dictate the choice of model – Verticool, Cassette or Mega Split.

This detailed planning ensures you get a quote for the right model and capacity, that's neither too high resulting in excessive capital cost nor too low resulting in warm interiors.

Installation & Commissioning

Having handled thousands of tonnes of airconditioning over the decades, for various projects across the country, Blue Star's project management skills are legendary. This makes its installation and commissioning of commercial split ACs efficient and professional. So your airconditioning systems are handled by Experts, giving you optimal performance and efficient operation.



Commercial Split Airconditioning Solutions

Commercial spaces such as offices and showrooms are typically large in nature. Normal Window ACs and Split ACs built for smaller rooms are not the ideal choices for such spaces. Therefore, Blue Star presents a unique Commercial Split range that offers higher capacity and efficiency to suit such spaces.

One for Every Need

Each commercial AC application has its own unique needs and demands. That's why Blue Star's commercial room AC range includes three specific and distinct cooling products to suit different applications: the **Verticool**, the **Cassette** and the **Mega Split**.

All three are built to suit large capacity requirements, eliminating the need for multiple units to serve the same purpose.

Broadly the choice between the products is based on the design of the space to be airconditioned. If you have a low false ceiling, you can choose the Cassette AC. If you don't want to occupy wall space, you can choose the floor standing Verticool. And if you have no floor space, you can use the wall mounted Mega Split AC.

FEATURES



Three Phase Advantage

Blue Star's commercial split ACs are all 3-phase machines that save 8% to 10% power over single phase units. They are built to be rugged, robust and reliable, to take out the vigours of long hours of daily operation.

Not only are the 3-phase units more efficient, they save cost in other ways too. As each phase consumes less power, cabling can be of a lower gauge. The 3-phase motors are self-starting and accessories such as starting capacitors, running capacitors and relays are not required. Moreover, 3-phase motors are more robust and generally smaller in size. They provide steadier outputs and require less maintenance compared to single phase motors.



Lower Capex Costs

Since the Commercial Split AC range offers higher capacity per unit, fewer units can aircondition larger spaces. This reduces the initial cost of investment, not only on the ACs but also on associated wiring and other electrical support. And as opposed to central plant solutions, Commercial Split ACs do not need ducting, reducing the costs further. In fact, other than the Cassette, the other cooling solutions do not even need false ceilings.

Amazing Array of Filters




Catechin Filter: The Catechin Air Purifying Filter catches dust, mites, cigarette smoke and other pollutants. It also traps and deactivates microscopic virus and bacteria. This remarkable filter keeps your air clean and you healthy.



Active Carbon Filter: The Carbon Filter eliminates odour such as that of ammonia and deactivates harmful chemical gases such as formaldehyde and benzene.



Dust Filter: The Dust Filter is an advanced filter that traps dust particles in the room, keeping it dust-free and healthy.





Auto Restart with Memory Function

This feature is very useful in case of a power cut. Thanks to this feature, the airconditioner restarts with the previous settings automatically when power resumes.



ON/OFF Timer

This feature adds to your convenience as you can set the timer for On or Off as per requirement.




Wide Angle Airflow

The Wide Angle Louvres ensure that cool air is distributed evenly across the room and reaches every corner.



Self Diagnosis

In case of faults, the AC shows appropriate error codes. This ensures quick understanding of problems and proper care that is fast and also protects the AC from any damage.





Cleanable Panel

The front panel of the indoor unit can be easily detached for periodic cleaning. This helps in the maintenance of the AC.



Fixed and Swing Louvres

Fixed and Swing Louvres help the user adjust the swing or even stop it at a particular angle. This adds to the user's comfort by letting him manage the airflow to suit his needs.



Air Flow Direction Control

This feature controls the swing angle of the Horizontal Louvre. It allows the user to change the air flow direction to avoid direct draft of cold air.



Powder-Coated Outer Body

Blue Star outdoor units have been built keeping in mind the harsh Indian climatic conditions. The metal body of the units are made of galvanised steel and are coated with polyester powder paint. This protects them from rusting and increases their life significantly.



High-Efficiency Compressor

Blue Star compressors are known for their reliability, high efficiency and sturdiness. The Reciprocating and Scroll compressors come with 1 year warranty, while the Rotary compressor comes with 5 years warranty.



3-phase
Reciprocating Compressor



Rotary Compressor
for 1.5 & 2 Tr Cassette ACs



3-phase
Scroll Compressor



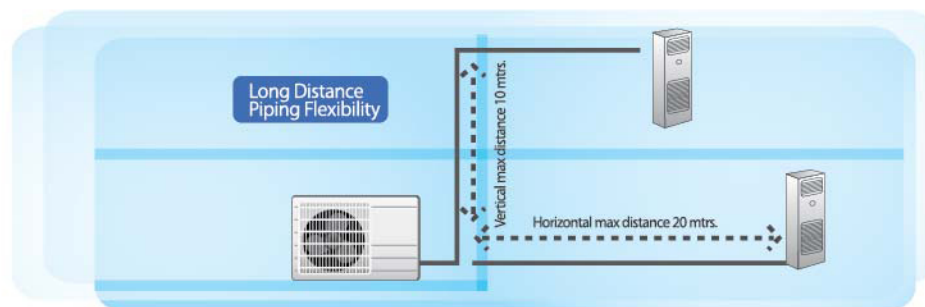
Anti-corrosive Blue Fin Copper Condenser

The life of an AC depends largely on its condenser which is housed in the Outdoor Unit. It is exposed to the atmosphere, salty air, wind, dust and other corrosive chemicals. Blue Star's commercial split ACs use anti-corrosive blue fin FTHX (Fin & Tube Copper) condensers that resist corrosion and increase the overall life of the AC.



Long Distance Piping

While normal splits cannot support piping between Indoor and Outdoor Units longer than 5 to 7m in height and 10 to 12m horizontally, Blue Star's commercial split AC range with its scroll compressor allows piping lengths up to 10m in height and 20m total.



Total piping should not exceed 20 mtrs.



Economy Mode

During low foot-fall hours, off-season days, rainy days or during winter, Blue Star Commercial Split ACs can be switched to Economy Mode by which the set temperature rises by a degree each hour for a couple of hours to maintain a comfortable temperature while reducing power consumption.



OTHER FEATURES



Hydrophilic Blue Evaporator Fins

Since the Evaporator (indoor coil) has a low temperature, it might result in water condensation. This results in accumulation of dust particles, thereby affecting the performance of the AC. The hydrophilicity in the evaporator fins on Blue Star's Commercial Split AC range doesn't allow water condensate to accumulate. This reduces the accumulation of dust particles and improves the cooling performance of the AC.



Anti-Freeze Thermostat

If the unit is running in Cool Mode and is set at a very low temperature, frost is formed on the heat exchanger. The Anti-Freeze Thermostat acts as a safety feature and stops the compressor in such an event, thus protecting the unit.



Dry Mode

The Dry Mode is useful when the room feels humid and clammy. This feature helps remove the moisture from the air, quickly.



Auto Mode

The unit will automatically select the suitable running method according to the room temperature, making the room comfortable. This can be set while in Cooling Mode.





SC Series

Uniform grille size with easy access for servicing

CASSETTE SPLIT AC

The Cassette Split AC is useful in applications where the Indoor Unit can be embedded into the false ceiling. The Cassette is ideal for showrooms where aesthetics and looks are very important. It is also the perfect choice when floor space is constrained. It has 4 air outlets which ensure that the air is evenly distributed throughout the room.

The three dimensional screw fan helps in maintaining uniform CFM distribution. And in order to handle water condensate drainage, it comes with a motorised drain pump.

Features



Three Phase Advantage



Dust Filter



Anti-corrosive Blue Fin Copper Condenser



Extended Piping Lengths



Economy Mode



Hydrophilic Blue Evaporator Fins



Anti-Freeze Thermostat



Dry Mode



Auto Mode



Auto Restart with Memory Function



ON/OFF Timer



Wide Angle Airflow



Self Diagnosis



Cleanable Panel



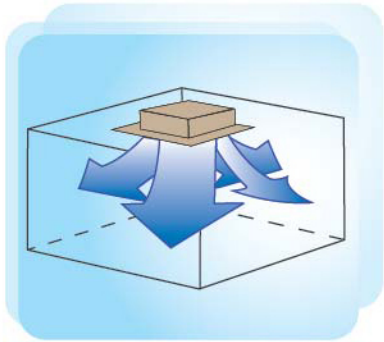
Fixed and Swing Louvres



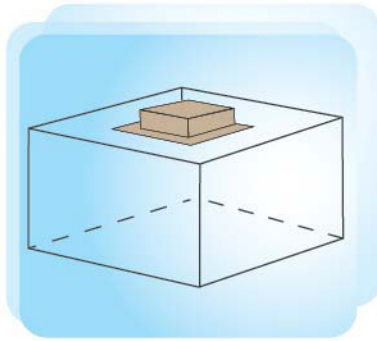
Air Flow Direction Control



Powder-Coated Outer Body




Four-way Airflow



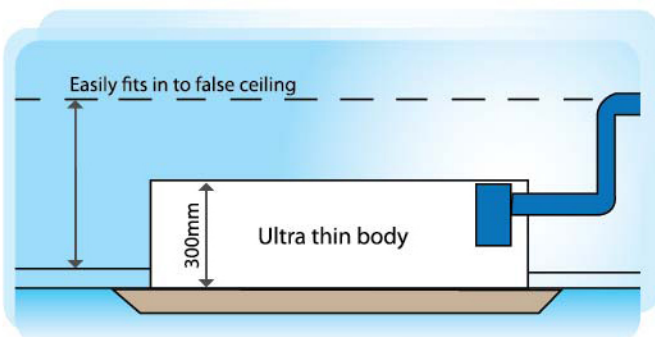
Saves wall and floor space



The motorised drain pumps in these units are capable of lifting condensate water even up to 500mm.



Blue Star Cassette ACs are equipped with a small opening which can be used for fresh air intake of around 50 cfm.



Blue Star Cassette AC's body height is just 300 mm which can easily fit above or inside false ceilings, thereby maintaining the décor.



MEGA SPLIT AC

Blue Star's unique Mega Split is ideal for typical high-wall mounted split applications where the capacity needed is much higher than regular splits. The Mega Split offers increased air throw and can reach farther across the room than ordinary splits can.

Features



Three Phase Advantage



Active Carbon Filter



Dust Filter



Anti-corrosive Blue Fin Copper Condenser



Economy Mode



Hydrophilic Blue Evaporator Fins



Anti-Freeze Thermostat



Dry Mode



Auto Mode



Auto Restart with Memory Function



ON/OFF Timer



Wide Angle Airflow



Self Diagnosis



Cleanable Panel



Fixed and Swing Louvres



Air Flow Direction Control



Powder-Coated Outer Body



Active Carbon Filter: The Carbon Filter eliminates odour such as that of ammonia and deactivates harmful chemical gases such as formaldehyde and benzene.



Dust Filter: The Dust Filter is an advanced filter that traps dust particles in the room, keeping it dust-free and healthy.



Conventional Split solution 4 x 1.5 TR



Mega Split solution 2 x 3 TR
with an air throw of 18 - 22 ft





VERTICOOL AC

The Verticool is best suited for airconditioning large wide open halls that do not have false ceilings to hide ducting. The Verticool is floor-mounted and offers powerful air throw from a height to reach the farthest corners of the hall. It can be easily placed in any corner, side of the hall, or even next to a pillar.

Features



Three Phase Advantage



Catechin Filter



Dust Filter



Anti-corrosive Blue Fin Copper Condenser



Extended Piping Length



Economy Mode



Hydrophilic Blue Evaporator Fins



Anti-Freeze Thermostat



Dry Mode



Auto Mode



Auto Restart with Memory Function



ON/OFF Timer



Wide Angle Airflow



Self Diagnosis



Cleanable Panel



Fixed and Swing Louvres



Air Flow Direction Control



Powder-Coated Outer Body



Anti-Corrosive Blue Fin Copper Condenser:

Special anti-corrosive blue fins used in the copper condenser resist the corrosion of the condenser, thus increasing the AC's life.



Verticoil has powerful air throw to reach the farthest corners of the hall.



Technical Specifications

CASSETTE - SC SERIES

MODEL NO		SC18YE	SC24YE	SC36SF	SC48SF
Performance Parameters	Nominal Capacity (TR)	1.5 TR	2 TR	3 TR	4 TR
	Cooling Capacity (Btu/Hour)	18000	24000	36000	48000
	Power Input (Watt)	1900	2500	3650	5600
	EER (Btu per hour/Watt)	9.47	9.6	9.86	8.57
	Moisture Removal (Litres/Hour)	1.9	2.4	4	4
	Air Flow Volume (CFM) (High/Medium/Low)	555/466/386	720/596/483	972/886/782	972/886/782
	Noise Level Indoor (High/Medium/Low) In dB	40/38.5/37	42/40.5/39	44/42.5/41	46/43.5/42
Features	Modes	(Auto/Cool/Fan/Dry), No Heat	(Auto/Cool/Fan/Dry), No Heat	(Auto/Cool/Fan/Dry), No Heat	(Auto/Cool/Fan/Dry), No Heat
	Economy Mode	Yes	Yes	Yes	Yes
	Timer On/Off	Yes	Yes	Yes	Yes
	Horizontal Louvre	Motorized	Motorized	Motorized	Motorized
	Vertical Louvre	Manual	Manual	Manual	Manual
	Air Flow Direction Control	Yes	Yes	Yes	Yes
	Auto Restart Function	Yes	Yes	Yes	Yes
	Fan Modes	(Auto/High/Medium/Low)	(Auto/High/Medium/Low)	(Auto/High/Medium/Low)	(Auto/High/Medium/Low)
	Anti-Freeze Thermostat	Yes	Yes	Yes	Yes
	Self Diagnosis	No	No	No	No
	LCD Display In IDU	Yes	Yes	Yes	Yes
	Filter Configuration	Dust Filter	Dust Filter	Dust Filter	Dust Filter
	Evaporator Fins	Hydrophilic Fins	Hydrophilic Fins	Hydrophilic Fins	Hydrophilic Fins
	Condenser Fins	Anti Corrosive Blue Fins	Anti Corrosive Blue Fins	Anti Corrosive Blue Fins	Anti Corrosive Blue Fins
Dimensions, Weight & Input Power Supply	IDU Dimension (W X H X D)mm	840 x 230 x 840	840 x 230 x 840	840 x 300 x 840	840 x 300 x 840
	IDU Panel Dimension (W X H X D)mm	950 x 55 x 950	950 x 55 x 950	950 x 55 x 950	950 x 55 x 950
	Input Power Supply	Outdoor Unit	Outdoor Unit	Outdoor Unit	Outdoor Unit
	Indoor Unit (Voltage/Frequency/Phase)	230 V/50 Hz/1 Ph	230 V/50 Hz/1 Ph	230 V/50 Hz/1 Ph	230 V/50 Hz/1 Ph
	Net Weight (IDU)	22 kg	24 kg	28 kg	30 kg
	Net Weight (Panel)	5 kg	5 kg	5 kg	5 kg
	ODU Dimension (W X H X D)mm	850 x 540 x 310	850 x 540 x 310	1020 x 655 x 416	1020 x 958 x 416
	Outdoor Unit (Voltage/Frequency/Phase)	230V/50Hz/1Ph	230V/50Hz/1Ph	415V/50Hz/3Ph	415V/50Hz/3Ph
	Running Current Per Phase (A)	8	11.5	6	7.5
	Net Weight ODU	40 kg	47 kg	72 kg	93 kg
	Noise Level Outdoor In dBA	65	68	70	73
	Power Supply To ODU (Core/Gauge)	2.5 sq.mm	2.5 sq.mm	4 sq.mm	4 sq.mm
	Cable From ODU To IDU (Core/Gauge)	1.5 sq.mm	1.5 sq.mm	1.5 sq.mm	1.5 sq.mm
	MCB Rating (A)	16	20	20	32
Connection Details For MCB	2 Pole MCB	2 Pole MCB	4 Pole MCB	4 Pole MCB	
Compressor	Compressor Type	Rotary	Rotary	Scroll	Scroll
	Compressor Warranty	5 Year	5 Year	1 Year	1 Year
Refrigerant & Ambient Operations	Refrigerant	R 22	R 22	R 22	R 22
	Max Ambient Temp °C	46°C	46°C	46°C	46°C
Remote	Remote	LCD Remote	LCD Remote	LCD Remote	LCD Remote
	Night Glow Function On Remote Buttons	No	No	No	No
Tube Size & Piping Capability	Suction Tube Size Outer Diameter Inch (mm)	1/2" (12.7mm)	5/8" (15.88mm)	3/4" (19.05mm)	3/4" (19.05mm)
	Liquid Tube Size Outer Diameter Inch (mm)	1/4" (6.35mm)	3/8" (9.52mm)	1/2" (12.7mm)	1/2" (12.7mm)
	Total Max Piping Capability (m)	12	12	20	20
	Max Piping Height Difference (m)	5	5	10	10
	Installation Kit	Not Included	Not Included	Not Included	Not Included

MEGA HI WALL

MODEL NO		MHW301RC	MHW361RC
Performance Parameters	Nominal Capacity (TR)	2.5	3
	Cooling Capacity (Btu/Hour)	30000	36000
	Power Input (Watt)	3050	3300
	EER (Btu Per Hour/Watt)	9.84	10.91
	Moisture Removal (Litres/Hour)	3	3
	Air Flow Volume (CFM) (High/Medium/Low)	790/700/610	790/700/610
	Noise Level Indoor (High/Medium/Low) In dBA	49/46/42	49/46/42
Features	Modes	(Auto/Cool/Fan/Dry), No Heat	(Auto/Cool/Fan/Dry), No Heat
	Economy Mode	Yes	Yes
	Timer On/Off	Yes	Yes
	Horizontal Louvre	Motorized	Motorized
	Vertical Louvre	Manual	Manual
	Air Flow Direction Control	Yes	Yes
	Auto Restart Function	Yes	Yes
	Fan Modes	(Auto/High/Medium/Low)	(Auto/High/Medium/Low)
	Anti Freeze Thermostat	Yes	Yes
	Self Diagnosis	No	No
	LCD Display In IDU	No	No
	Filter Configuration	Active Carbon/Dust Filter	
	Evaporator Fins	Hydrophilic Fins	Hydrophilic Fins
Condenser Fins	Anti Corrosive Blue Fins	Anti Corrosive Blue Fins	
Dimensions, Weight & Input Power Supply	IDU Dimension (W X H X D) mm	1250 X 325 X 230	1250 X 325 X 230
	Input Power Supply	Outdoor Unit	Outdoor Unit
	Indoor Unit (Voltage/Frequency/Phase)	230 V/50 Hz/1 Ph	230 V/50Hz/1 Ph
	Net Weight IDU (Kg)	18	18
	Odu Dimension (W X H X D) mm	1020 X 655 X 416	1020 X 655 X 416
	Outdoor Unit (Voltage / Frequency/Phase)	415V/50Hz/3Ph	415V/50Hz/3Ph
	Running Current Per Phase (Amps)	5.5	6.5
	Running Current Total (Amps)	16.5	19.5
	Net Weight ODU (Kg)	69	71
	Noise Level Outdoor In dBA	70	70
	Power Supply Cable To ODU (Core/Guage)	4 Sq mm	4 Sq mm
	Cable From ODU To IDU (Core/Gauge)	1.5 Sq mm	1.5 Sq mm
	MCB Rating (Amps)	20	25
	Connection Details For MCB	4 Pole MCB	4 Pole MCB
Compressor	Compressor Type	Reciprocating	Reciprocating
	Compressor Warranty	1 Year	1 Year
Refrigerant & Ambient Operations	Refrigerant	R 22	R 22
	Max Ambient Temp °C	46°C	46°C
Remote	Remote	LCD Remote	LCD Remote
	Night Glow Function On Remote Buttons	No	No
Tube Size & Piping Capability	Suction Tube Size Outer Diameter Inch (mm)	5/8" (15.88mm)	5/8" (15.88mm)
	Liquid Tube Size Outer Diameter Inch (mm)	3/8" (9.52mm)	3/8" (9.52mm)
	Total Max Piping Capability (Metre)	12	12
	Max Piping Height Difference (Metre)	7	7
	Installation Kit	Not Included	Not Included

VERTICOOL

MODEL NO		VCE-301SC	VCE-421SC	VCE-541SC
Performance Parameters	Nominal Capacity (TR)	2.5 TR	3.5 TR	4.5 TR
	Cooling Capacity (Btu/Hour)	30000	42000	54000
	Power Input (Watt)	3350	3850	5500
	EER (Btu per hour/Watt)	8.96	10.91	9.82
	Moisture Removal (Litres/hour)	2.6	3.5	4
	Air Flow Volume (CFM) (High/Low)	649/531	1062/885	1062/885
	Noise Level Indoor (High/Low) In dB	48/45	54/51	54/51
Features	Modes	(Auto/Cool/Fan/Dry), No Heat	(Auto/Cool/Fan/Dry), No Heat	(Auto/Cool/Fan/Dry), No Heat
	Economy Mode	Yes	Yes	Yes
	Timer On/Off	Yes	Yes	Yes
	Horizontal Louvre	Manual	Manual	Manual
	Vertical Louvre	Motorized	Motorized	Motorized
	Air Flow Direction Control	Yes	Yes	Yes
	Auto Restart Function	Yes	Yes	Yes
	Fan Modes	(Auto/High/Low)	(Auto/High/Low)	(Auto/High/Low)
	Anti-Freeze Thermostat	Yes	Yes	Yes
	Self Diagnosis	Yes	Yes	Yes
	LCD Display In IDU	Yes	Yes	Yes
	Filter Configuration	Catechin Filter/Dust Filter		
	Evaporator Fins	Hydrophilic Fins	Hydrophilic Fins	Hydrophilic Fins
	Condenser Fins	Anti Corrosive Blue Fins	Anti Corrosive Blue Fins	Anti Corrosive Blue Fins
Dimensions, Weight & Input Power Supply	IDU Dimension (W X H X D) mm	500 x 1680 x 273	540 x 1775 x 379	540 x 1775 x 379
	Input Power Supply	Outdoor Unit	Outdoor Unit	Outdoor Unit
	Indoor Unit (Voltage/Frequency/Phase)	230 V/50 Hz/1 Ph	230 V/50 Hz/1 Ph	230 V/50 Hz/1 Ph
	Net Weight IDU	32 kg	49 kg	49 kg
	ODU Dimension (W X H X D) Mm	1020 x 655 x 416	1020 x 655 x 416	1020 x 958 x 416
	Outdoor Unit (Voltage/Frequency/Phase)	415V/50Hz/3Ph	415V/50Hz/3Ph	415V/50Hz/3Ph
	Running Current Per Phase (A)	5.5	6.2	7.5
	Net Weight ODU	70 kg	72 kg	93 kg
	Noise Level Outdoor In dBA	68	68	70
	Power Supply To ODU (Core/Guage)	2.5 sq.mm	2.5 sq.mm	4 sq.mm
	Cable From ODU To IDU (Core/Gauge)	1.5 sqmm	1.5 sq.mm	1.5 sq.mm
	MCB Rating (A)	20	25	32
	Connection Details For MCB	4 Pole MCB	4 Pole MCB	4 Pole MCB
	Compressor	Compressor Type	Scroll	Scroll
Compressor Warranty		1 Year	1 Year	1 Year
Refrigerant & Ambient Operations	Refrigerant	R 22	R 22	R 22
	Max Ambient Temp °C	46°C	46°C	46°C
Remote	Remote	LCD Remote	LCD Remote	LCD Remote
Tube Size & Piping Capability	Suction Tube Size Outer Diameter Inch (mm)	5/8" (15.88mm)	3/4" (19.05mm)	3/4" (19.05mm)
	Liquid Tube Size Outer Diameter Inch (mm)	3/8" (9.52mm)	1/2" (12.7mm)	1/2" (12.7mm)
	Total Max Piping Capability (m)	20	20	20
	Max Piping Height Difference (m)	10	10	10
	Installation Kit	Not Included	Not Included	Not Included





B R E A T H E E A S Y

For more information, please contact **BLUE STAR LIMITED** • **Ahmedabad**: 2nd Floor, Shivalik-II, Near Shivrani Cross Road, 132 Feet Ring Road, Satellite, Ahmedabad - 380 015. Tel: (079) 40224000 • **Bangaluru**: Ozone Manay Technology Park, SY.No 56/18 & 55/9, Hongasandra Village, Begur Hobli, Garvebhavipalya, Bangalore - 560 068. Tel: (080) 41854000 • **Bhubaneswar**: 3A, Satya Nagar, 2nd Floor, Bhubaneswar - 751 007. Tel: (0674) 2572403 / 2573670 • **Chandigarh**: Adarsh Mall, 4th Floor, Plot No. 50, Industrial & Business Park, Phase - II, Chandigarh - 160 002. Tel: (0172) 5024000 • **Chennai**: No.104, Old No. 46, 'Garuda buildings', Cathedral Road, Chennai - 600 086. Tel: (044) 42444000 • **Ghaziabad**: C 53A, Third Floor, Rajnagar District Center (RDC), Raj Nagar, Ghaziabad - 201001, Uttar Pradesh. Tel No: (0120) 2821400 • **Goa**: 210, 2nd Floor, Gera's Imperium I, Patto, Panjim, Goa - 403 001. Tel: (0832) 2438171/2437287 • **Gurgaon**: Block 2-A, DLF Corporate Park, DLF Qutab Enclave, Phase III, Mehrauli-Gurgaon Road, Gurgaon - 122 002. Tel: (0124) 4094100 • **Guwahati**: 13, K.C. Patowari Road, Ulubari, Guwahati - 781 007. Tel: (0361) 2468496 • **Indore**: Shri Krishna Classic, First Floor, 139, Phadnis Colony, AB Road, Indore - 542 010. Tel: (0731) 4001211/4001311 • **Jaipur**: A-19, 1st Floor, Main Sahakar Path, Near Sahakar Bhavan, Jaipur - 302 001. Tel: (0141) 2744033-35 • **Kochi**: 2nd Floor, Millennium Plaza, MKK Nair Road, Alinchuvadu Junction, Kochi - 682 024. Tel: (0484) 4499000 • **Kolkata**: 7, Hare Street, Kolkata - 700 001. Tel: (033) 22134100 • **Ludhiana**: SCO 16-17, Feroze Gandhi Market, Fortune Chambers, 3rd Floor, Ludhiana - 141001 (Punjab), Tel: 0161 5001404 • **Lucknow**: 177/4, Faizabad Road, Lucknow - 226 007. Tel: (0522) 4034000 • **Mumbai**: Blue Star House, 9-A, Ghatkopar Link Road, Saki Naka, Mumbai - 400 072. Tel: (022) 66684100 • **Nagpur**: 219, Bajaj Nagar, 1st Floor, South Ambazari Road, Nagpur - 440 010. Tel: (0712) 2249000 / 6624000 • **Patna**: Ambition Business Centre, Laxmikant Niketan Parisar, 4th floor, 'B' Block, Room No. 405, Jamal Road, Patna - 800 001 • **Pune**: 201/A, Nityanand Complex, 1st Floor, 247/A, Bund Garden Road, Pune - 411 001. Tel: (020) 41044000 / 26169332 • **Rajpur**: Alaska Corporates, 3rd Floor, Opp. VIP Road, Jivan Vihar Colony, G E Road, Raipur, Chhattisgarh - 492 006. Tel: (0771) 6544000 • **Secunderabad**: 207, Sikh Road, Bantia Estate, Secunderabad - 500 003. Tel: (040) 44004100 • **Thiruvananthapuram**: TC IV/962, 'Chandrika', Sree Chitra Nagar, PipeLine Road, Kawdiar, Thiruvananthapuram - 695 003. Tel: (0471) 2720025 / 65 • **Vadodara**: Ramakrishna Chambers, 7th Floor, Productivity Road, Alkapuri, Vadodara - 390 007. Tel: (0265) 2330334 / 6614100 • **Visakhapatnam**: D. No. 49-24-65/1, Near Sankarmattam Road, Madhura Nagar, Visakhapatnam - 530 016. Tel: (0891) 2748405 / 2748433

• email: coolingsolutions@bluestarindia.com • Visit us at: www.bluestarindia.com